



## **3,500 lbs. Capacity Tree Boom**

# **Operation and Maintenance Manual**

To ensure warranty coverage please register your attachment at:  
<http://www.bluediamondattachments.com/warranty-registration/>

Last Updated: December 2019

# Tree Boom

## Document History

The table below lists all revisions of the Tree Boom Operation and Maintenance Manual.

Document Revision	Summary of Changes	Publication Date
First publication	First revision	3/11/2016

© 2008 Blue Diamond All Rights Reserved. 7/10/2008 Document number: **BD-Tree Boom-01**

All other brands, products, or service names are trademarks or service marks of their respective owners, and are used to identify products or services of their companies or organizations.

**Notice:** This document is for informational purposes only and does not set forth any warranty, expressed or implied, concerning any equipment, equipment feature, or service offered or to be offered by Blue Diamond Attachments. Blue Diamond Attachments reserves the right to make changes to this document at any time, without notice, and assumes no responsibility for its use. This informational document describes features that may not be currently available. Contact a Blue Diamond sales office for information on feature and product availability.

## Corporate Headquarters

### Blue Diamond

4512 Anderson Road

Knoxville, TN 37912

Toll Free: 888-376-7027

[www.BlueDiamondattachments.com](http://www.BlueDiamondattachments.com)

## Blue Diamond Customer Service Department

Email: [info@bluediamondattachments.com](mailto:info@bluediamondattachments.com)

Phone: 888-376-7027

Blue Diamond

# Tree Boom

## Table of Contents

Document History.....	2
About this Manual .....	4
Hazard Notices Used in this Manual.....	4
Terminology.....	4
Safety.....	4
Safety Notices .....	4
Modifications to Equipment.....	4
About the Pallet fork attachment.....	5
3500lb Tree Boom.....	5
Attaching the Tree Boom.....	6
Tree Boom operation.....	7
Equipment Inspection Schedule .....	8
Daily Inspection .....	8
Weekly Inspection.....	8
Inspection Checklist.....	8
Warning Decal Placement.....	9
Manufacturer's Limited Warranty .....	10
Warranty Claim.....	10
Exclusions of Warranty.....	10

# Tree Boom

## About this Manual

This manual contains information about the usage and maintenance required for the equipment. This document must be available for review by the operator before using the attachment to ensure proper safety, maintenance, and usage.

## Hazard Notices Used in this Manual

The following hazard notices are used in this document:

**NOTE:** Notes are used to indicate important information. This information may be repeated in other areas of the manual.

**CAUTION:** Cautions are used to indicate a potentially hazardous situation, which, if not avoided, may result in damage to the equipment or other property.

**WARNING:** Warnings are used to indicate a potentially hazardous situation, which, if not avoided, could result in serious injury or death.

**DANGER:** Danger is used to indicate a potentially hazardous situation, which, if not avoided, will result in serious injury or death.

## Terminology

**Prime Mover:** The Tree Boom can be attached to many different pieces of equipment; therefore, the term “prime mover” will be used. A prime mover is any equipment, tractor, or skid steer providing power to the attachment.

## Safety

### Safety Notices

Before operating or conducting maintenance on this equipment, it is important to wear proper protection.

**NOTE:** Additional safety equipment may be required depending on the operating environment and worksite conditions.

Only qualified and trained personnel should operate, maintain, and service this attachment. Blue Diamond recommends that you inspect this equipment regularly for excessive wear, cracks, or other conditions that may impair proper usage of the equipment. Verify that all repairs have been completed and inspected prior to using the attachment under load.

It is the responsibility of the user to follow all local, state, and federal safety regulations. Improper use of this equipment may result in personal injury, property damage, and/or damage to the equipment.

### Modifications to Equipment

Any modifications made to this equipment may void any warranty and relieve the manufacturer of liability of any resulting injury or damage.

## Tree Boom

### About the Tree Boom Attachment

The Tree Boom attachment is intended for use as a tool to move trees and carrying stable loads. Use of this equipment in any other manner is considered to be contrary to the intended use of the attachment.

### Lift Capacity

The Tree boom attachment is a 3500lbs capacity attachment. Never exceed the lift capacity of your machine and carry heavy loads close to the machine.

### Blue Diamond Duty Tree Boom

The Tree Boom attachment is vital in the landscaping, grounds maintenance, construction and farm applications.

Figure 1 – Blue Diamond Duty Tree Boom



## Tree Boom

### Attaching the Tree Boom to the Prime Mover

**WARNING:** Improper attachment to the prime mover may cause personal injury.

1. Place the Tree Boom attachment on a level surface.
2. Position and align the prime mover to the rear of the attachment, within proximity of the front of prime mover.
3. Insert and connect the prime mover into the attachment.
4. Close latches (or other locking mechanism) to secure the attachment to the prime mover.
5. Lower the attachment to ground level.
6. Inspect that the attachment is mounted properly and securely. If the attachment does not meet this requirement, follow the instructions to remove the Tree Boom and re-attach using the instructions above.

### Removing the Tree Boom from the Prime Mover

**WARNING:** Improper disconnection may result personal injury or damage to the attachment and prime mover.



1. Using the prime mover, lower the attachment to the ground.
2. Disengage the prime mover latches (or other locking mechanism) from the attachment.
3. Move the prime mover from the attachment.

## Tree Boom

### Tree Boom Operation

- Wear proper safety equipment as required by working conditions and local, state, and Federal laws.
- Never carry unstable loads
- Do not move loads you are not able to see around
- Be sure any chains, straps or any hooks are rated for the load being carried and are in good safe condition
- Do not exceed the lift capacity of your machine
- Do not exceed the lift capacity of the tree boom
- Always inspect frame and quick attach area for wear and or cracks and discontinue use if found
- Never lift loads over or around people

**DANGER:** Never carry people

	<p><b>Eye and Ear Protection:</b> To help ensure your safety as a designated operator wear eye and ear protection.</p>
	<p><b>Safety Helmet:</b> To help ensure your safety as a designated operator wear a safety helmet.</p>

## Tree Boom

### Equipment Inspection Schedule

We recommend that you inspect the equipment for damage and wear before use. Use the following list as a guideline during equipment inspection.

**NOTE:** Shut off the prime mover and disengage the Tree Boom before performing any maintenance.

### Daily Inspection

Inspect the Tree Boom by performing a walk around daily before and after use. Use the following inspection checklist as a guideline.

- After the Tree Boom has been attached, check that all latches or locks are closed.
- Check all hardware connections to the prime mover for damage or fatigue such as cracks or other structural flaws.
- Inspect the Tree Boom for cracks or distress
- Inspect the frame welds and boom for bending, cracks or excessive wear

### Weekly Inspection

- Same as daily

### Inspection Checklist

- Are all safety notices and warning stickers in proper locations and visible?
- Are any cracks visible in Tree Boom?
- Is there any bends or cracks in the frame?
- Has the prime mover been properly maintained?




# Tree Boom

## Warning Decal Placement

Figure 2 – Tree Boom – Rear View

Table 1 - Parts List - Warning Decals

#	Part Name	Description	Part No.	Qty
1	Warning Decal	Read Owners Manual Before Operating	BD-02	1
		<b>Warning Decal 1</b> 		

## **Tree Boom**

### **Manufacturer's Limited Warranty**

Blue Diamond Attachments, a manufacturer of quality attachments, warrants new Blue Diamond Attachments products and/or attachments at the time of delivery to the original purchaser, to be free from defects in material and workmanship when properly set up and operated in accordance with the recommendations set forth by Blue Diamond Attachments.

Blue Diamond Attachments' liability for any defect with respect to accepted goods shall be limited to repairing the goods at an Blue Diamond Attachments designated location or at an authorized dealer location, or replacing them, as Blue Diamond Attachments shall elect. The above shall be in accordance with Blue Diamond Attachments warranty adjustment policies. Blue Diamond Attachments' obligation shall terminate twelve (12) months for the Tree Boom after the delivery of the goods to original purchaser.

This warranty shall not apply to any machine or attachment which shall have been repaired or altered outside the Blue Diamond Attachments factory or authorized Blue Diamond Attachments dealership or in any way so as in Blue Diamond Attachments judgment, to affect its stability or reliability, nor which has been subject to misuse, negligence or accident beyond the Company recommended machine rated capacity.

#### **Warranty Claim**

To submit a warranty claim, a return authorization from Blue Diamond Attachments must be obtained. The failed part may then be returned. Tampering with the failed part may void the warranty. This warranty does not include freight or delivery charges incurred when returning machinery for servicing. Dealer mileage, service calls, and pickup/delivery charges are the customers' responsibility.

#### **Exclusions of Warranty**

Except as otherwise expressly stated herein, Blue Diamond Attachments makes no representation or warranty of any kind, expressed or implied, AND MAKES NO WARRANTY OF MERCHANTABILITY IN RESPECT TO ITS MACHINERY AND/OR ATTACHMENTS ARE FIT FOR ANY PARTICULAR PURPOSE. Blue Diamond Attachments shall not be liable for incidental or consequential damages for any breach or warranty, including but not limited to inconvenience, rental of replacement equipment, loss of profits or other commercial loss. Upon purchase, the buyer assumes all liability for all personal injury and property resulting from the handling, possession, or use of the goods by the buyer.

No agent, employee, or representative of Blue Diamond Attachments has any authority to bind Blue Diamond Attachments to any affirmation, representation, or warranty concerning its machinery and/or attachments except as specifically set forth herein.

This warranty policy supersedes any previous documents.